



L-63 Doorknob back plate. Center to center distance from the doorknob receiver (11/16" I.D.) to the center of the round part of the keybit is 2 1/4".

L-63DP Matching Door Pushplate


L-63KO Knob only plate

L-63SP Doorplate for L-9SP lock.

Center of lock cylinder to the center of the doorknob receiver is 2 1/2"

L-63TL Doorplate for interior door when using L-63SP w/-lock L-9SP.

This lovely Art Nouveau Series is all solid cast brass. L-4 knob matches. All back plates meas: 2 3/4" x 10"



L-15 Doorknob back plate. Center to center distance from the doorknob receiver (11/16" I.D.) to the center of the round part of the keybit is 2 1/4".

L-15DP Matching Door Pushplate

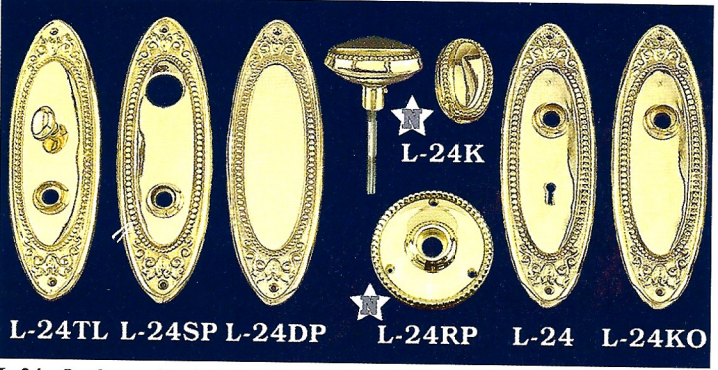
L-15K Pair of nicely cast oval scroll doorknobs 2 3/4" x 1 3/4"; with a 3/8" threaded square connecting spindle Projects: 2 1/4"

L-15KO Knob only plate

L-15SP Doorplate for L-9SP lock. Center of lock cylinder to the center of the doorknob receiver is 2 1/2"

L-15TL Doorplate for interior door when using L-15SP with lock L-9SP.

This series is all solid cast brass All back plates meas: 12 1/2 x 3 3/8"



L-24 Oval cast doorknob back plate Center to center distance from the doorknob receiver (11/16" I.D.) to the center of the round part of the keybit is 2 1/4".

L-24DP Matching door Pushplate

L-24K Pr of nicely beaded cast oval doorknobs 2 3/4" x 1 3/4" with 3/8" threaded square connecting spindle Shaft is dia: 0.7"; Projects: 2 1/4"

L-24KO Doorknob only doorplate

L-24RP Matching beaded doorknob rose which has a diameter of 3"

L-24SP Doorplate for L-9SP lock. Center of lock cylinder to the center of the doorknob receiver is 2 1/2"

L-24TL Backplate for interior door when using L-24SP with lock L-9SP. This series is solid cast brass All backplates meas: 9 3/4" x 2 7/8"

L-20 Cast oval doorplate with scroll design. Center of knob receiver (11/16" ID) to center of round part of keybit measures 2 1/4".


L-20DP Cast oval Pushplate

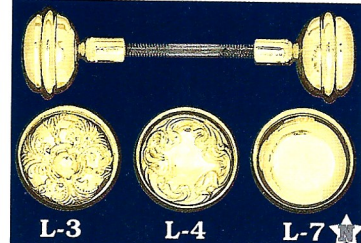
L-20K Pair of Oval cast doorknobs 2.3/4" x 1 3/4" with 3/8" threaded sq spindle. Shaft at 11/16" dia

L-20KO Knob plate without keyhole

L-20KS single oval cast knob for the cremone bolt set L-1314. It does also match cremone bolt cover M-14CP

All cast L-20 series doorplates, meas: 2 1/2" x 8"

 This star symbol is a simple way of telling that this item is also available in solid brass, Nickel Plated finish.



L-3 Pair of wrought "feather panel" design doorknobs supplied w/-spindle

L-4 Pair of wrought "ribbon" design doorknobs supplied with spindle.

L-7 Pair of wrought "plain" design doorknobs supplied with spindle.

These are hollow wrought doorknobs for an inexpensive, but pretty restoration. Match best with wrought L-1 or L-2 but also be used with our cast doorplates. All have a dia of 2 1/4"



L-27 Cast doorplate w/- gothic design 9 3/4" x 2 1/2". Center of knob receiver (11/16" I.D.) to center of round part of keybit is 2 1/4".

L-27K Pr nice cast round doorknobs 2 1/2" dia with 3/8" threaded square spindle and receiver shaft at 11/16" diameter. Projects: 2 1/4"

L-35K Pair of heavy cast brass scroll design doorknobs. Could be used with L-1, L-2, L-5, L-20, L-18 or L-27. It meas 2 1/2" dia by 2 1/4" tall

L-36 is a nicely cast, shaped Eastlake door plate. Meas 7 3/4" x 2 5/8" Center of knob receiver (11/16" I.D.) to center of round part of keybit: 2 1/4"

L-36K Pr of 2 12" dia doorknobs 2 1/4" tall; with 3/8" threaded sq spindle and shaft at 11/16" dia.

All doorknobs on this page come complete as a pair with the square threaded connecting spindle. All doorknob shafts are just less than 11/16". (18 mm)

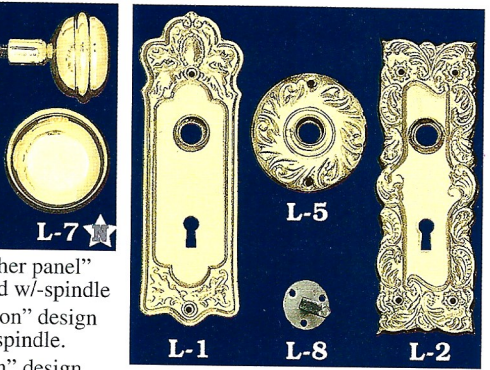
L-18 Doorplate with center to center distance from the doorknob receiver (11/16" ID) to the center of the round part of the keybit: 2 1/4"

L-18DP Matching push plate

L-18K Pr Cast brass, 2 1/4" dia, doorknobs supplied with square spindle. Projects: 2 1/4" Shaft 11/16"

L-18KO Doorplate without keyhole

All doorplates meas: 2 3/8" x 8 1/2"



L-1 Classic design victorian wrought door plate which meas: 8" x 2 3/4"

L-2 Victorian design wrought door plate which measures 7 3/8" x 2 1/4"

Both L-1 & L-2 have a distance from the center of the door knob receiver to the round part of the keyhole: 2 1/4"

L-5 Round wrought scroll design doorknob rose. Diameter: 3"

L-8 Steel dummy spindle and plate for attaching a mock doorknob to any non-opening door 3/8" sq thread

All doorknob receivers I.D. are 11/16"

