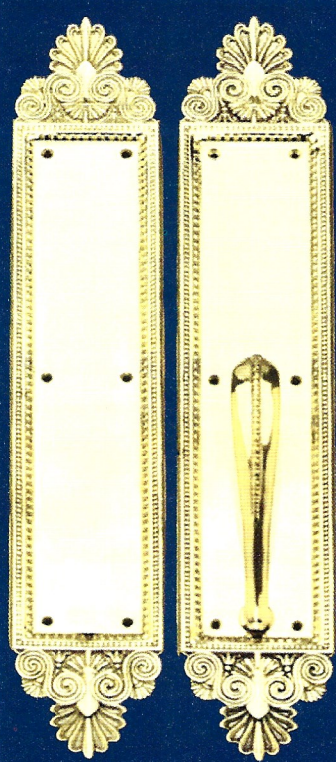


L-28 L-28TL



L-28DP L-28HO

Front or large door plates with thumb latches and their locks

L-28 or L-42 are the exterior thumb latch door plates

L-28TL or L-42TL are interior door plates with turn locking bolt.

L-28HO or L-42HO are handles only for a graceful entrance

L-28DP or L-42DP are simply very large, nice push plates.

L-28 back plates measure: 4" x 22" while L-42 measures 4" x 24"

Possible door plate combinations with L-9SP locks are:

1st) An L-28 (or 42) with L-28TL (or 42TL) uses lock **L-9SP/DL**

2nd) Two L-28 (42) plates uses lock **L-9SP/DL**

You will need a double lock cylinder kit, either L-9CC 1" long or L-9C8 set which are 1 1/4" long

3rd) One L-28 (or 42) on the front door when a knob is desired on the

inside of the door, the lock to use is the L-9SP/SL. On the inside of

the door is where the combinations can go infinite.

Inside: 1) You can use a backplate with a turn like L-26T & doorknob.

Inside: 2) You could use a door knob rose with knob and L-30A to turn

the deadbolt of the lock.

Inside: 3) You could use double cylinders to lock from both inside and out

side and put the inside cylinder in an L-23, then use a doorknob

rose and doorknob

The rule of thumb is: Two thumb latches- L-9SP/DL, One thumb latch and

one door knob L-9SP/SL Two door knobs uses L-9SP

If you are looking for a package solution, with door knobs, order L-911A

which comes with the same L-9SP lock and with all the trim i.e both the

inside and outside door plates and a pair of wrought doorknobs.

Both the outside door plate and inside door plate-with the attached turn key,

are the same size: 8" x 2 3/8". Both doorknob receivers dia: 11/16".

L-911A come with hollow plain design doorknobs which are 2 1/4" dia

L-9SP/SL and L-9SP/DL the distance between the thumb latch shaft top and

center of the lock cylinders is 4 3/4" All Versions of L-9SP Lock cylinders are

1" long and standard 1.156 (1 5/32") dia.

Other measurements: Lock Body: 5 1/2" tall x 3 5/8" deep, 13/16" thickness,

Lock face is 1" wide x 7 1/2" long. Center of the lock cylinder to center of the

doorknob spindle hole is 3 3/4", Backset: 2 1/2" including thickness of face

plate. Distance from center of bolt throw hole to center of doorknob spindle

hole is 2 1/2". Catch plate: 4 7/8" long x 1 7/8".



L-9CC or L-9C8 R-G Series L-23

L-9CC Optional pair of matching lock cylinders for use on both sides of the

same door in applications where you want to use two of the L-28 (42) series

Set comes with two keys. Cylinders are 1" long; 1.156" dia. (1 5/32")

L-41 Mock or Dummy Cylinder Flat imitation lock cylinder 3/16" thick. Used

when decorative door plates are put side by side for symmetrical appearances.

L-9C8 Pair of cylinders, same as L-9CC but 1 1/4" long

L-9C4 Single 1 1/4" long cylinder with 2 keys

R-G Series These brass spacer rings are used with lock cylinders like L-9CC

when the lock cylinder protrudes from the door (or door plate) of a thin door.


All rings have O.D. 1 3/8" and I.D. of 1 5/32" with thicknesses of

R-G2 2mm (1/16") **R-G3** 3mm (1/8") **R-G4** 4mm (5/32")


R-G5 5mm (3/16") **R-G6** 6mm (1/4")

L-23 Cast brass lock cylinder housing and cover. Fits all of our lock


cylinders. Measures: 2 1/2" long and 1 3/4" wide.




L-42 L-42TL



L-42 DP L-42 HO



L-9SP L-9SP/SL L-9SP/DL



L-911A Set