

Precision Brass Ice Box hardware and three modes of hinges

**I-20** Left hand latch and catch, **I-21** Right hand latch and catch. Both I-20 and I-21 are 1/2" offset and measure: 4 3/8" overall length of handle and base combined. The handle extends 2 1/8" past the base. The size of the handle base is 1 1/8" wide x 2 1/4" tall. The catch base is 7/8" wide by 2 1/4" tall. The catch normally supplied with I-20 and I-21 will fit offsets from 3/8" to 1/2".

However, a common problem arises when installing the hardware from inexperienced persons. Suggestion: Install the handle first then slide the catch up to the jam until the lock bar of the latch fits snugly into the recess of the catch. Fasten the catch down in this position. This is the correct position for the offset of your cabinet. I-20H latch and I-21H catches can be ordered for those persons who have a perfect 1/2" offset door and want a precision look.

**I-20H** for I-20 latch and **I-21H** for I-21 latch. **I-22** Wrought ice box hinge--1/2" offset Measures: 1 3/4" x 3 1/2" long overall, leaf on jam: 1 7/8" x 1 1/4"; leaf on door: 1 3/4" x 2 1/8" long.

**I-6/7** Fine 3/8" offset (adjustable to 1/2") icebox hardware. Note the picture on this page for a visual definition of 3/8" and 1/2" offset. This versatile latch swings around 180° and the catch works from either side so this latch and catch work for both right and left hand doors. Just order as many as you have doors and don't worry about the "hand" of your door. Size: Base of latch: 2 1/4" tall x 1 3/8" wide. Overall length of the handle is 4 1/2".

Fancy Cast Ice box hardware for 1/2" doors with spring loaded latch

**I-2** Left hand door latch and catch, Size: latch 4 1/2" H X 2 3/16" W Catch base Size: 3 1/4" H X 5/8" W

**I-3** Right hand door latch and catch., Size: latch 4 1/2" H X 2 3/16" W; Catch base Size: 3 1/4" H X 5/8" W

**I-4** Cast brass offset 1/2" hinges for ice boxes, Size: 2 1/4" H X 4" W

**I-5** Flush catch only for either I-2 or I-3 flush doors. Size: 2 3/4" H X 5/8" W

**I-22S & I-22DC** Both flush fitting hinges. Open (like a book) size: 1 3/4" by 3 3/4" max. Tailpiece measures 1 1/2" H x 1 3/4" W; Leaf: 2" H x 1 3/4" W. I-22S has the knuckle on the top polished side which allows it to open 180°. I-22DC has the knuckle on the bottom side which makes the hinge open only a little past 90°. Choose function wanted. identical size.

**H-2** is the flush fitting hinge. **H-2A** is a 3/8" offset fitting hinge. Both hinges meas 3" H x 1 1/2" W when open. Need 3/4" jam space for each leaf.



**H-3A** is the flush fitting hinge, **H-3B** is 3/8" offset fitting hinge. Both Hinges meas 3 3/4" H x 1 3/4" W when open. Need 3/4" jam space for each leaf.

**H-4** is the flush fitting hinge. **H-4A** is a 3/8" offset fitting hinge. Both hinges measure 3" H x 2 3/8" W when open. Need 1" of jam space for each leaf.

**Thickness of the leaves for H-2, H-2A, H-3A, H-3B, H-4, H-4A wrought material 1.2mm**

**H-6** Large Flush fitting thick wrought hinge. (leaf thickness 1/8") use on large chests or large cabinet doors. OA long: 6 1/2"; width at the tailpiece is 4"

**I-11F** Flush hinge. Open (like a book) Size 2 1/2" H x 1 9/16" W max. Tailpiece max is 1 3/8" H x 3/4" W. Leaf Max is 1 9/16" wide x 1 1/2" long.



**Nice extruded brass laptop desk or box hinges**

**H-81A** Open Size: 1/2" H by 2 1/2" L

**H-81B** Open Size: 1/2" H x 3" L

**H-82A** Open Size: 1/2" H by 2 1/2" L

**H-82B** Open Size: 1/2" H x 3" L

**all leaf thicknesses are 3/32" thick**

**I-22S** is our I-22 hinge but in a flush mode with knuckle down limiting the action of the hinge to approx. 100°.

**I-22DC** is our I-22 hinge in a flush mode with knuckle down limiting the action of the hinge to approx. 100°.

**M-10** is a nicely cast and polished ice box label which measures 1 1/2" tall x 3 5/8" wide.

**Nickel Plated Versions** All the above hardware is solid brass and highly polished. However, some old ice boxes used this hardware in a nickel plated finish. Our nickel plated items are made in solid brass with a plating of nickel to look identical to the old ones when they were new.

Stock Numbers

**I-N20** Nickel plated I-20 **I-N20H** Nickel plated I-20H

**I-N21** Nickel plated I-21 **I-N21H** Nickel plated I-21H

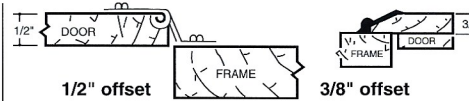
**I-N22** Nickel plated I-22 **I-N22S** Nickel plated I-N22S

No Nickel plated I-22DC is currently made.




See B-N16 and K-N26 for a fine matching nickel plated bin pull and knob. Another icebox set I-6 and I-7 also are available in both polished solid brass and nickel plated (over solid brass) finish.

**I-8** 3/8" offset hinge (sold in pairs--stretchable for 1/2" offset). We believe the most lovely icebox hinge on the market. Overall size: 4" x 1 1/2"

**Nickel Plated** Both the I-6/7 and the I-8 hinges are now available in "Nickel Plating" over brass. Many of the old iceboxes used nickel plated brass which we now also offer. Order I-N6/7 for nickel plated I-6/7 and order I-N8 for our nickel plated I-8 hinges.



**Note These Diagrams** to understand the meaning of 1/2" and 3/8" offset. Iceboxes usually have offsets that vary between 3/8" to 1/2". Hinges like I-8 and I-22 usually will work for non-perfect offsets as the knuckle will "give" somewhat when fastening them down. Kitchen cabinets and Hooiser cabinets usually have only 3/8" offset except where two doors meet each other level. This a flush. door. Do **not** try to use "Hooiser" latches on ice boxes.



Two shapes of extruded butler's tray hinges. These hinges lock at 90° & 180° and have steel hinge pins.

Both hinges have steel spring locking backs; Screws are supplied.

**H-10** Radius ends for installation with a 1 1/2" cutter. meas open: 1 1/2" x 2 7/8" long

**H-10A** Square cut traditional. Meas open: 1 1/2" x 2 1/2"

Both H-10 and H-10A have a leaf thickness 1/8" (3mm)

While we do not like to sell a 2nd quality item: We have a large supply of **very cheap** 2nd quality Butler Tray hinges. Same size and shape as H-10 but shows rivets and surface a bit rough. Pr Stock #: **H-10SQ**

